



Mid-Century Modern Cabinets Reimagined



Handles, Hardware & Integrated Pulls

Hardware changes the way cabinetry is experienced — both visually and physically.

Our cabinet system is designed to support a range of hardware approaches, from clean integrated pulls and minimal edge details to bold architectural handles and statement hardware selections.

Whether the intention is quiet restraint or expressive contrast, each hardware choice contributes to the overall rhythm, proportion, and personality of the space.

We carefully curate finishes and profiles that complement mid-century modern architecture, allowing hardware to feel integrated into the design rather than applied afterward.



Hardware as Architectural Detail

Hardware is more than a finishing touch — it shapes the way cabinetry is experienced both visually and physically. Our integrated pull systems are designed to feel intentional within the architecture of the cabinet itself, drawing inspiration from mid-century modern furniture, built-ins, and architectural millwork.

The following page explores our integrated pull options, material combinations, and hardware configurations available throughout the collection.



Handle Design Options

Our signature circle & ellipse integrated pulls feature a 45° angled grip detail on the backside of the opening for a more comfortable hand feel and refined appearance. The rear of the cutout on the circle style may be backed with either matching or contrasting laminate or wood species for a layered design effect. (This option is available as an upgrade.)

The through-cut ellipse option, where the opening

passes fully through the material with no backing insert, is included at no additional cost.

The surface-mounted circular pull shown in brushed gold is available as an upgraded hardware option and carries an additional hardware cost.


Material selections shown throughout this catalog are examples only and are not limited to the combinations pictured. Laminate color options and available wood species are shown on the following pages.




ORANGE LAMINATE / WHITE OAK




WHITE OAK / TEAL LAMINATE



TEAL LAMINATE / WALNUT



WALNUT / ORANGE LAMINATE



WHITE LAMINATE / BIRDSEYE MAPLE



BIRDSEYE MAPLE / YELLOW LAMINATE



BLACK LAMINATE / RED OAK



RED OAK / WHITE LAMINATE



LAMINATE COLORS

Color changes the personality of a space.

From muted architectural neutrals to saturated statement tones, our laminate collection allows each kitchen to move between calm minimalism, playful mid-century energy, and bold modern expression.

Selected for durability, cleanability, and visual depth, these finishes are designed to work seamlessly with the MidModCabs cabinet system and pair beautifully with natural wood species, powder-coated metal, stone, and architectural materials.

Whether the goal is a warm organic palette or a vibrant retro-inspired composition, laminate offers an expansive range of design possibilities without sacrificing durability.

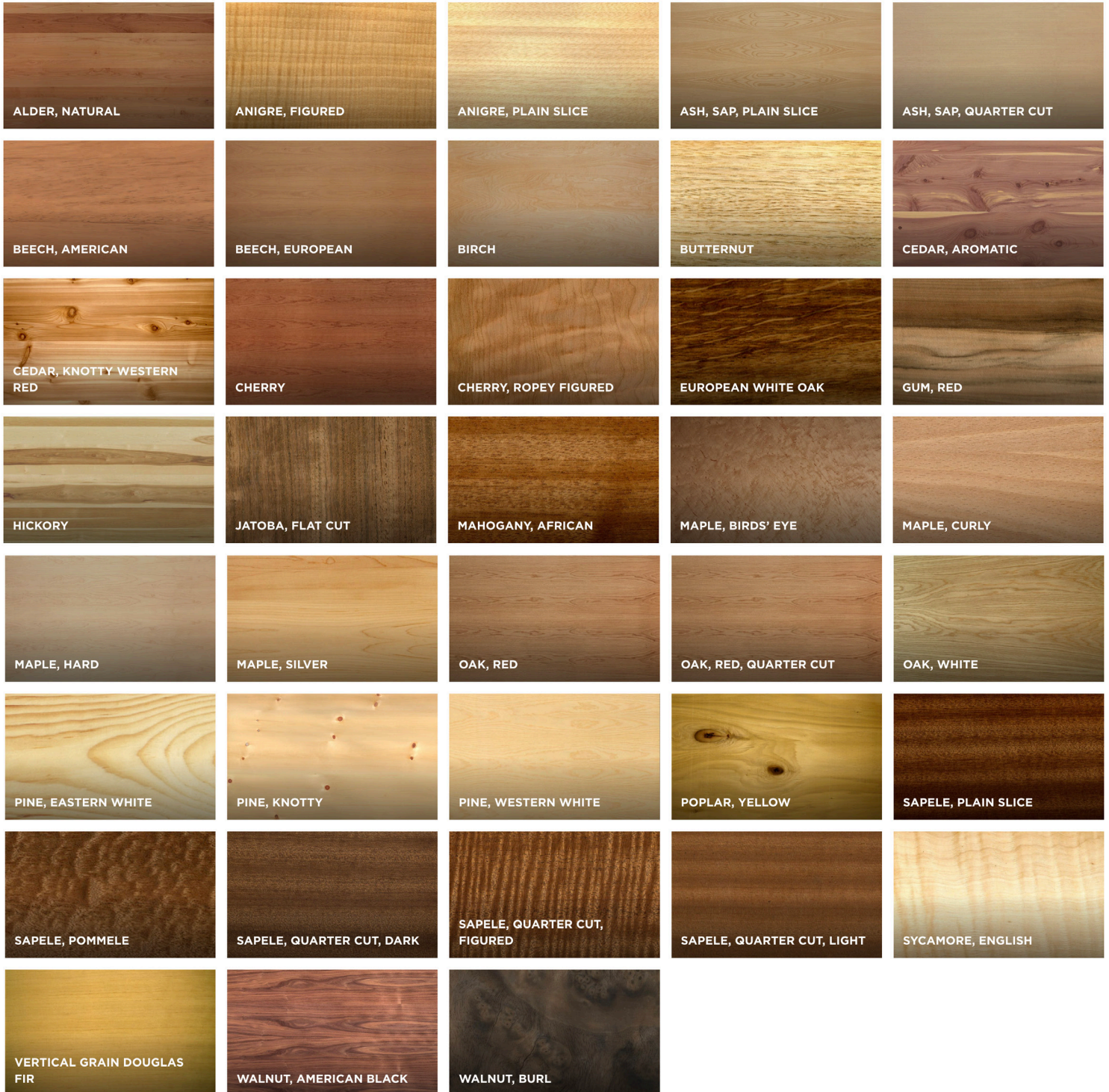


WOOD SPECIES & NATURAL FINISHES

Every wood species carries its own architectural character, grain movement, warmth, and tone. From clean Scandinavian maple to richly figured walnut and expressive white oak, each selection shapes the atmosphere of the space in a different way.

Our cabinetry system is available in a curated range of hardwood veneers and specialty finishes selected for mid-century modern interiors, timeless durability, and visual depth.

Because wood is a natural material, variation in grain, color, mineral streaking, and figure should be expected — and celebrated.





BASE DETAILS

The way cabinetry meets the floor dramatically changes the architectural character of a kitchen.

Raised cabinet legs create a lighter, furniture-inspired appearance often associated with classic mid-century

modern interiors, while recessed toe kicks produce a more minimal, continuous built-in aesthetic.

Both approaches influence proportion, shadow lines, visual weight, and the overall feeling of the space.

Our cabinet system can be configured with exposed legs, recessed toe kicks, or hybrid solutions depending on the desired architectural direction.



kitchen with toe kick



kitchen with legs

EDGE DETAILS & MATERIAL CHARACTER

EDGE BANDED

Edge banding creates a seamless, refined appearance with clean visual transitions between surfaces.

This approach emphasizes uniformity, minimalism, and a more monolithic architectural aesthetic while softening the appearance of exposed panel construction.

EXPOSED PLYWOOD EDGE

Exposed plywood edges celebrate the layered construction of the material itself.

Often associated with classic mid-century modern furniture and early modernist cabinetry, exposed edges introduce warmth, honesty, texture, and a distinctly architectural character.

Rather than concealing the construction, this approach intentionally highlights it.



Exposed plywood edges became iconic within mid-century modern furniture for their warmth, rhythm, and structural expression.